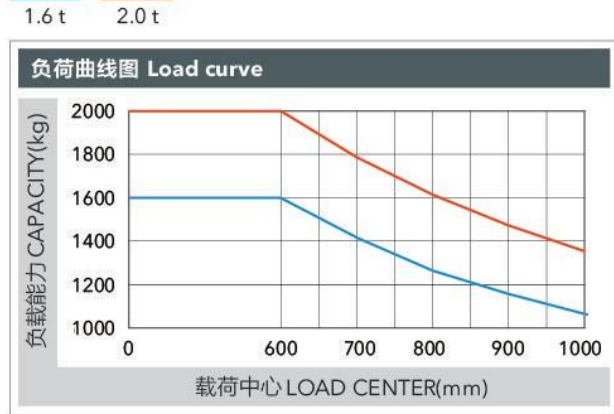
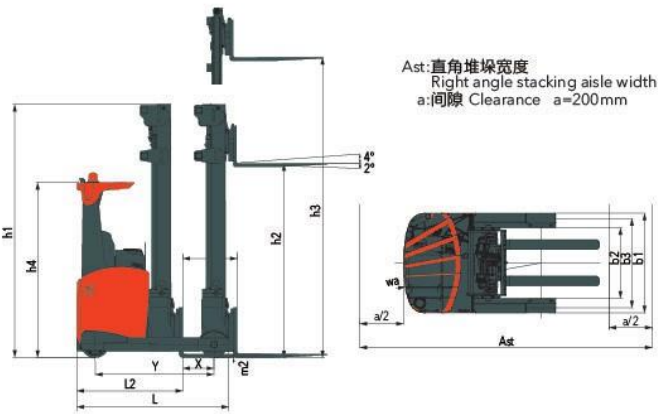


1.6-2t 宽视野三节全自由门架 1.6-2t WIDE VIEW FULL FREE 3-STAGE MAST								
门架型号 Mast model	最大起升高度 Max. lifting height (mm)	承载能力 (载荷中心为600mm) Load capacity (load center 600mm)(kg)		门架全高 (mm) Mast overall height	自由起升 (带挡货架) Free lifting height (with backrest)(mm)	整车自重 Service weight(kg)	货叉倾角(前/后) Fork tilt angle (front/rear) α/β	
		CQD16-GC2SZ	CQD20-GC2S			CQD16-GC2SZ	CQD20-GC2S	
ZSM460	4600	1600	2000	2314	1280	3104	3490	2°/4°
ZSM480	4800	1600	2000	2381	1340	3123	3509	2°/4°
ZSM540	5400	1500	2000	2581	1540	3181	3567	2°/4°
ZSM570	5700	1350	1900	2681	1640	3209	3595	2°/4°
ZSM630	6300	1300	1900	2881	1840	3267	3653	2°/4°
ZSM675	6750	1250	1800	2982	1940	3300	3686	2°/4°
ZSM700	7000	1200	1700	3065	2030	3324	3710	2°/4°
ZSM715	7150	1200	1700	3115	2080	3338	3724	2°/4°
ZSM750	7500	1100	1700	3232	2190	3372	3758	2°/4°
ZSM800	8000	1000	1500	3398	2360	3420	3806	2°/4°
ZSM850	8500	900	1300	3564	2530	3468	3854	2°/4°

注:不带挡货架时,自由起升高度为:4600至6300,自由起升高度增加175mm,其余高度增加25mm。  
Note:The free lift height is 4600mm-6300mm when the truck is not assembled with backrest. The free lift height is 175mm increased and other height is 25mm increased.

2t 宽视野基本型门架 2t WIDE VIEW MAST					
门架型号 Mast model	最大起升高度 Max. lifting height (mm)	承载能力(载荷中心为600mm) Load capacity (load center 600mm)(kg)	门架全高 (mm) Mast overall height	整车自重 Service weight(kg)	货叉倾角(前/后) Fork tilt angle (front/rear) α/β
M290	2900	2000	2200	3261	2°/4°
M320	3200	2000	2350	3280	2°/4°
M360	3600	2000	2550	3309	2°/4°
M380	3800	2000	2650	3323	2°/4°
M400	4000	2000	2750	3338	2°/4°
M420	4200	2000	2850	3351	2°/4°
M440	4400	2000	2950	3364	2°/4°
M460	4600	2000	3050	3420	2°/4°
M500	5000	1900	3250	3448	2°/4°



注: 竖轴表示承载量, 横轴表示载荷中心。载荷中心是从货叉正面计算起, 标准载荷的基点是指负荷边长为1000毫米的立方体中心位置。当门架前倾、使用非标准货叉或装载超过正常宽度的负荷时, 将会使承载量减少。通过负荷曲线图, 能及时地了解标准门架在各种载荷中心时的承载能力。

Note: The vertical axis stands for load capacity and the horizontal axis stands for load center which is calculated from the front surface of the forks to the gravity of the standard load. the standard load means a cubic with 1000mm edge length. When mast is tilted forward, using non-standard forks or loading large goods, the load capacity will be reduced. The load capacity of standard mast at different load center can be known from this load chart.



能量再生技术 Renewable energy technologies

应用交流控制能量再生技术, 叉车更节能, 蓄电池单作业循环时间最大延长15%

With the use of AC controlling renewable energy technologies, the forklift is more energy-saving and the working hour of the battery is extended by 15%.

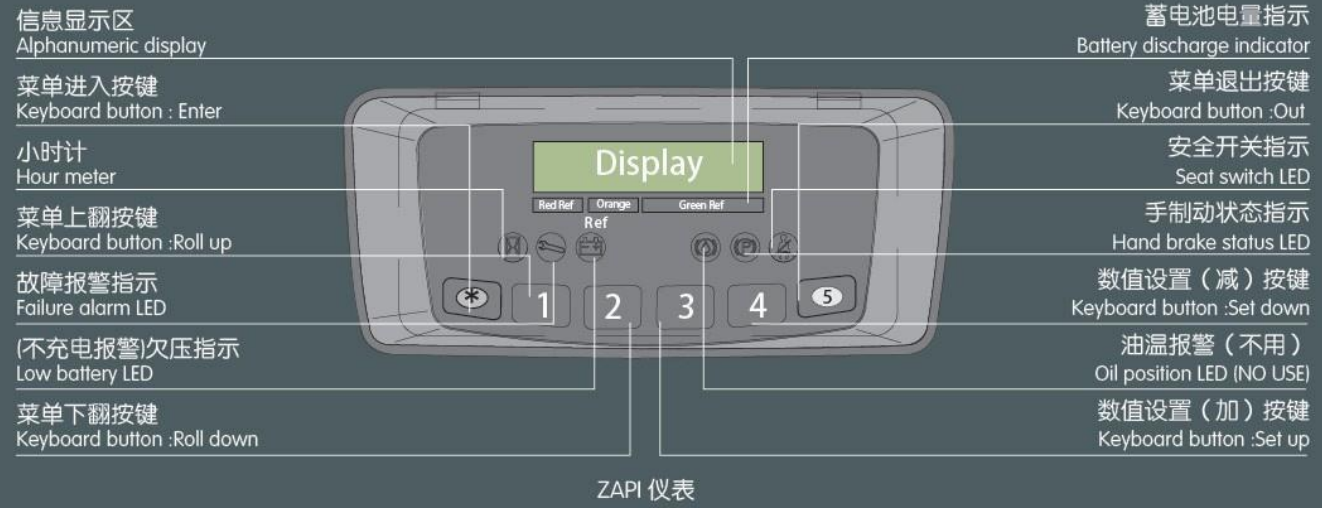
制造商和技术参数 Manufacturer's Data and Design Characteristics

特性 Character		HELI	
1.01 制造厂商 Manufacturer			
1.02 型号 Model		CQD16	CQD20
1.03 配置号 Configuration number		GC2SZ	GC2S
1.04 额定承载能力 Load capacity	Q kg	1600	2000
1.05 载荷中心距 load center distance	C mm	600	600
1.06 动力形式 Power mode		蓄电池 Battery	蓄电池 Battery
1.07 驾驶方式 Driving mode		座驾 Seated	座驾 Seated
1.08 轴距 Wheel base	Y mm	1450	1515
<b>轮胎 Tyre</b>			
2.01 轮胎类型 Tyre type		聚氨酯 Polyurethane	聚氨酯 Polyurethane
2.02 轮胎数量, 驱动轮/承重轮(x=驱动轮) Wheels, number front/rear (x=driven wheels)		1x/2	1x/2
2.03 轮距 (承载轮) Track width, rear	b3 mm	1012	1143
2.04 承载轮尺寸 Wheel size, rear	mm	φ 285x100	φ 330x100
2.05 驱动轮尺寸 Wheel size, front	mm	φ 343x114	φ 343x114
<b>尺寸 Size</b>			
3.01 标准门架起升高度 Lift height	h3 mm	4600	4600
3.02 自由起升高度 Free lift	h2 mm	1280	1280
3.03 门架落地高度 Mast height, lowered	h1 mm	2314	2314
3.04 货叉尺寸, 厚度/宽度/长度 Fork size: thickness*width*length	s/e/l mm	40x122x1150	40x122x1150
3.05 货叉调节宽度 Fork adjusting width	mm	244-650	244-724
3.06 货叉倾角(前/后) Fork tilt angle (front/rear)	α/β °	2°/4°	2°/4°
3.07 货叉侧移量 Fork sideshifting	mm	±55	±75
3.08 车体长度 (不含货叉) Truck body length (fork excluded)	L mm	1847	1942
3.09 长度 (货叉面至车后部距离) Length(the distance from the fork face to rear frame)	L2 mm	1365	1369
3.10 车体宽度 Truck body width	b1 mm	1120	1270
3.11 支腿内宽 Distance between support arms	b2 mm	780	900
3.12 前移距离 Reach distance	L4 mm	539	620
3.13 护顶架高度 Height of overhead guard (cab)	h4 mm	2215	2215
3.14 最小离地间隙 (门架处) Ground clearance, below mast	m2 mm	75	75
3.15 最小转弯半径 Turning radius	Wa mm	1689	1751
3.16 货叉前端面至承载轮中心距离 Load distance, centre of support arm wheel to face of forks	X mm	322	383
3.17 直角堆垛宽度(托盘1200Lx1200W, 间隙200) Aisle width with pallet 1200Lx1200W	Ast mm	2952	2965
3.18 直角堆垛宽度(托盘1000Lx1200W, 间隙200) Aisle width with pallet 1000Lx1200W	Ast mm	2794	2810
<b>性能 Performance</b>			
4.01 行驶速度, 满/空载 Travelling speed: with/without load	km/h	10/11	10/11
4.02 起升速度, 满/空载 Lifting speed: with/without load	m/s	0.34/0.53	0.32/0.44
4.03 下降速度, 满/空载 Lowering speed: with/without load	m/s	0.5/0.5	0.5/0.5
4.04 前移速度, 满/空载 Reach speed, with/without load	m/s	0.1/0.15	0.11/0.11
4.05 最大爬坡能力, 满/空载 Maximum climbing ability, with/without load	%	10/15	10/15
<b>重量 Weight</b>			
5.01 整车自重 (含蓄电池) Total weight (with battery)	kg	3104	3490
5.02 空载桥负荷, 驱动轮/承重轮 (货叉前移) Axle load, fork outreached, without load, front/rear	kg	1368/1836	1620/1870
5.03 空载桥负荷, 驱动轮/承重轮 (货叉后移) Axle load, fork retracted, without load, front/rear	kg	1772/1432	2180/1310
5.04 满载桥负荷, 驱动轮/承重轮 (货叉前移) Axle load, fork outreached, with load, front/rear	kg	402/4402	650/4840
5.05 满载桥负荷, 驱动轮/承重轮 (货叉后移) Axle load, fork retracted, with load, front/rear	kg	1372/3432	2060/3430
<b>蓄电池 Battery</b>			
6.01 蓄电池电压/额定容量 Ks Battery voltage/capacity Ks	V/Ah	48/420	48/500
6.02 蓄电池重量 Battery weight	kg	710	860
6.03 蓄电池箱体尺寸 Battery box dimension	mm	1035x352x784	1220x352x784
<b>电机及控制 Motor and controller</b>			
7.01 驱动电机功率 (60 min) Drive motor power (60 min)	kW	6	6
7.02 起升电机功率 (15%) Lifting motor power (15%)	kW	11	11
7.03 转向电机功率 (50%) Steering motor power (50%)	kW	0.4	0.4
7.04 驱动控制方式 Type of driving control		MOSFET/AC	MOSFET/AC
7.05 起升控制方式 Type of Lifting control		MOSFET/AC	MOSFET/AC
7.06 转向控制方式 Type of Steering control		MOSFET/AC	MOSFET/AC
7.07 行车制动 Service brake		-	液压制动 Hydraulic Brake
7.08 液压系统工作压力 Hydraulic system working pressure	Mpa	17.5	20

注: 蓄电池具体品牌及其容量大小, 请咨询销售或技术人员。 NOTE: \*Detailed information about battery, please contact our salesmen or engineer.



可靠的专用仪表将整车运行状态, 故障检测等重要信息完整地显示出来, 使操作者更直观、方便地了解车辆状态。  
The reliable special instrument gives a complete display of the vital information, like operation status, fault detection, etc. It ensures the operator predominate the vehicle status more intuitive and convenient.



标准配置 Standard configuration	选用装置 Optional device
行走电机48V/6.0kw	Traveling motor 48V/6.0kw
起升电机48V/11.0kw	Lifting motor 48V/11.0kw
转向电机48V/0.4kw	Steering motor 48V/0.4kw
ZAPI行走电机控制器	ZAPI travelling motor controller
ZAPI起升电机控制器	ZAPI lifting motor controller
ZAPI转向电机控制器	ZAPI steering motor controller
DC/DC转换器	DC/DC converter
低噪声齿轮泵	Low noisy gear pump
四片阀	Control valve ( four throw)
4600mm三节全自由门架	4600mm three stage full free lift mast
整体式侧移器	Integral sideshifter
标准货叉	Standard fork
挡货架	Backrest
聚氨酯轮胎	Polyurethane tyre
LED液晶仪表	LED meter
前工作灯	Front working light
警示灯	Warning light
其他高度三节全自由门架	Three-stage full free lift mast (other lifting height)
其他长度货叉	Fork with other length
货叉套	Fork extension
监控系统	Monitoring system
倒车蜂鸣器	Reversing buzzer
其他蓄电池	Other battery
德国HOPPECKER蓄电池组	Germany hoppecker battery
意大利FAAM蓄电池组	Italy FAAM battery
日本GS蓄电池组	Japan GS battery
蓄电池充电器	Battery charger
颜色用户需求	Customer made color



1.6-2.0t G2系列座式前移式交流蓄电池叉车(标准型) G2 SERIES AC ELECTRIC REACH TRUCK-SIT-DOWN TYPE (STANDARD TYPE)



SEMARANG Phone : 081 826 1617 Email : [smg@liftco.co.id](mailto:smg@liftco.co.id)  
 MARKETING 1 Phone : 0822 4250 0556 Email : [salesmg01@liftco.co.id](mailto:salesmg01@liftco.co.id)  
 MARKETING 2 Phone : 0813 6790 0077 Email : [salesmg02@liftco.co.id](mailto:salesmg02@liftco.co.id)

# 1.6-2.0t

## G2系列座式交流蓄电池前移式叉车(标准型)

G2 SERIES AC ELECTRIC REACH TRUCK-SIT-DOWN TYPE (STANDARD TYPE)

**G2 series** / 智能·环保 INTELLIGENT ENVIRONMENT-FRIENDLY

### 整车优势

FEATURES OF THE COMPLETED TRUCK

#### 三相交流电机技术

Three phase AC type motor technology

- > 行驶、提升和转向均采用三相交流电机控制
- > 强大的加速性
- > 变换行驶方向灵敏迅速无迟滞
- > 无碳刷的免维护电机寿命更长，维护费用更低，减速时进行能量回收，操作时间更长
- > Three phase AC type motor control on travelling, lifting and steering
- > Good acceleration
- > Fast and sensitive respond on travel direction shifting
- > Free from maintenance motor without carbon brush having long service life and low maintenance cost
- > Energy regenerating during deceleration extending operation hours

#### 全新的液压设计

Newly designed hydraulic system

- > 全新的液压设计，使液压系统的工作效率更高
- > 大功率的起升电机
- > MOSFET起升调速电控
- > 新型叉分齿轮技术低噪音齿轮泵
- > Newly designed hydraulic system with high working efficiency
- > High power lifting motor
- > MOSFET lifting speed governing electric controller
- > New type low noisy gear pump

#### 先进的EPS电子动力转向


Advanced EPS electric powered steering

- > EPS电子动力转向，为整车提供了轻便灵活，高效静音的操作
- > 转向电机控制器
- > 自动对中功能
- > 转向自动限制时速和加速度
- > EPS electric powered steering offering easy, flexible, high efficient and mute operation
- > Steering motor controller
- > Automatic centering function
- > Automatic limit on speed and accelerated speed when steering

#### 更加优化的智能型设计

Optimized intelligent design

- > ZAPI行走电机控制器
- > ZAPI起升电机控制器
- > ZAPI转向电机控制器
- > CAN总线技术
- > 主回路控制回路同时紧急断电
- > 坡度停车自制动
- > 操作顺序保护
- > 行驶速度控制
- > 电控自保护
- > ZAPI travelling motor controller
- > ZAPI lifting motor controller
- > ZAPI steering motor controller
- > CAN bus technology
- > Emergency power off of both main circuit and control circuit
- > Parking brake on slope
- > Operation sequence protection
- > Travelling speed control
- > Electric controller self protection



#### 操作显示器

Displayer

- > 高品质的控制仪表可显示绝大多数重要的运行数据
- > 180度转角位置显示
- > 电瓶电量情况与故障代码显示
- > 选择行驶模式
- > 起升锁止指示
- > 小时计
- > 工时显示
- > High quality meter displaying important operating data
- > 180° steering angle position display
- > Display of battery quantity and fault code
- > Travelling mode selection
- > Lifting lock indication
- > Hour meter
- > Labor hour display

#### 宽视野门架

Wide view mast

- > 在负载方面拥有绝佳的视野
- > 整体式侧移器
- > 门架垂直，货叉倾斜
- > 起升高位时，剩余载荷大
- > 起升和下降过程缓冲
- > 起升和下降极限缓冲
- > 高质零部件保证了超长的使用寿命
- > 起升高度系列范围4600-8500mm
- > Good view when loaded
- > Integral sideshifter
- > Mast vertical, fork tilt
- > High residual load capacity at high lift height
- > Buffering during lifting and lowering
- > Buffering on lifting and lowering limit
- > High quality parts ensures long service life
- > Lift height range:4600-8500mm

#### 舒适方便的座舱

Comfort cab

- > 舒适方便的座舱为驾驶员提供良好的工作环境并使得操作更轻松
- > 重要操作部分均触手可及
- > 座椅可调节(座椅位置/靠背角度)
- > Comfort cab offering driver good working environment and easy operation
- > Easy reach to important operation
- > Adjustable seat (seat position /backrest angle)

#### 护顶架

Overhead guard

- > 顶部栅栏板方式使驾驶员有更宽阔的视野
- > 前横梁倾斜视角设计更符合人眼视觉角度
- > Fence on top of the overhead guard offering driver wide view
- > Beveled view angle design with front ring beam meeting humanized requirements