

XE-W SERIES


ELECTRIC SELF-PROPELLED SCISSOR LIFT

Standard Features

- XE-W series working height is from 8m (about 26 feet) and 16m (about 52 feet).
- The platform can outreach 1m.
- XE-W series can be easily passed double standard door, large lift capacity, min. lift capacity is 230kg, max. lift capacity is 550kg.
- Proportional controls for lift and drive functions.
- Automatic 25 Amp battery charger provides strong power for vehicle.
- Safe distance protection when the platform lowering down.(CE)
- Manual emergency platform lowering valve, when there is no power, the machine can be safely lower down.
- Emergency stop at both platform and ground controls.
- Drive speed interlock limits speed while elevated.
- Multi-disc wet brake.
- Manual brake release.
- Pothole protection.
- Non-marking tires.
- AC power to platform
- Tilt alarm system
- Buzzer
- Hour meter
- Safety brackets
- Battery charge indicator
- Forklift pockets
- Diagnosis system
- Extended platform
- Platform swing gate
- Dual flashing beacon
- Maintenance-free battery
- Foldable platform

Options Features

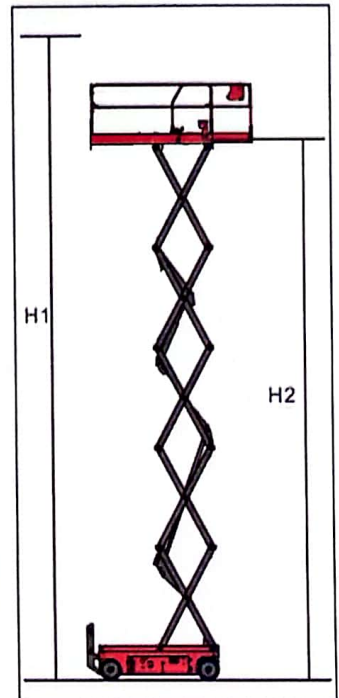
- Motion alarm
- Air line to platform
- Platform work lights
- Anti-collision system
- Top limit protection auto-stop device



XE-W SERIES

Models	XE80W	XE100W	XE120W	XE140W	XE160W	XE160W(II)
Working height max (m) H1	8	10	12	14	16	15.7
Platform height max (m) H2	6	8	10	12	14	13.7
Platform height min (m) (1)	1.06	1.18	1.30	1.42	1.55	1.45
Outreach (m) (2)	1	1	1	1	1	0.9
Lifting capacity (kg)	550	450	320	350	230	227
Lifting capacity (kg) (Extended platform)	120	120	120	120	100	113
Weight (kg) ANSI/CSA Standard	2010	2125	2490	2690	3280	—
CE/AUS Standard	2100	2520	2950	3245	3400	3345
Platform size(3) x (5) x (6)(L x W x H)m	2.3 x 1.15 x 1.1					2.64 x 1.12 x 1.1
The length of platform extended (m) (4)	3.3	3.3	3.3	3.3	3.3	3.54
Skirting board height (m) (7)	0.172	0.172	0.172	0.172	0.172	
Stowed size(8) x (9)(L x W)m	2.42 x 1.2					2.82 x 1.25
Stowed height (m) (10)	2.12	2.25	2.38	2.51	2.64	2.7
Length of the machine with platform extended (m) (13)	3.5	3.5	3.5	3.5	3.5	3.75
Height of the machine with platform folded (m) (11)	1.56	1.69	1.82	1.95	1.95	2.08
Hydraulic tank capacity (L)	15	15	25	25	25	20
Gradeability	30%	30%	25%	25%	25%	25%
Wheelbase (m) (12)	1.85					2.21
Ground clearance (m)	0.1					0.15
Pothole protection board ground clearance (m) (down)	0.019					
Inside rotation radius (m)	0					0
Outside turning radius (m)	2.3					2.75
Load number max	2					2
Raised time/Lowering time (s)	32/30	45/30	55/37	61/42	80/46	70/45
Traction speed (km/h)	3.4					3.5
Safe speed (km/h)	0.7					0.8
Vertical tilt* ANSI CSA	3			1.5		3
CE/AUS	3			1.5		3
Lateral tilt* ANSI CSA	2			1		1.5
CE/AUS	2			1		1.5
Power source	4 x 6V; 225Ah			4 x 6V; 225Ah		4 x 6V; 225Ah
Tire size (mm)	406 x 127 x 318					406 x 127 x 318
Drive model	Hydraulic drive or Electric drive					

Working Range



*The metric system height is 2 meters higher than platform height, the imperial height is 6 feet than platform height

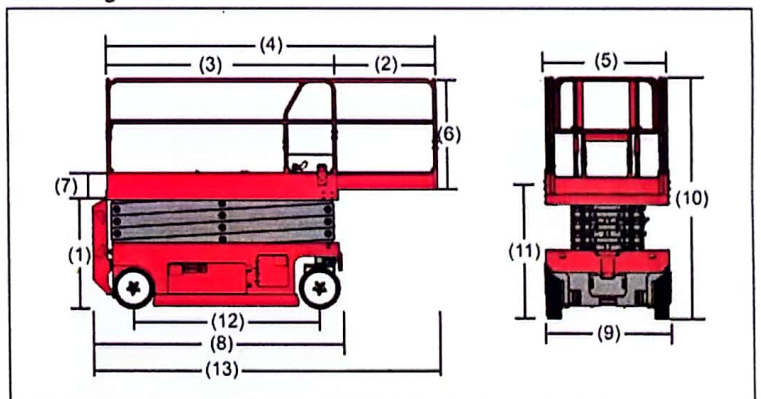
**In the rising mode, the machine is designed to operate on a solid flat surface.

***Climbing ability is suitable for driving on the slope, the slope classification reference operation manual

****Weight according to the options and standards vary from country to country

Mantall provides user with both hydraulic drive (HD) and electrical drive (ED) walking modes, in order to meet the demands of different customers.

Collecting Chart



PT LIFTCO INDO PERKASA

www.liftcoindoperkasa.co.id